

# Reception Home Learning

## Week 14

Day 2



A big well done from all your Early Years Teachers!



We really are very proud of you for how hard you are working at home. A big thank you to your grown-ups too!

Keep up the good work 😊

Remember, if you want to share any of the busy things you are doing at home with your Teachers, be sure to tag us on Twitter by using:  
[@pinkclass18](#) and [@devrainbow](#) and [@redclassdev](#)

Tuesday 7th July 2020

## Reception Work to support your child at home PHONICS

*Below are some examples of how you can support your child at home with their phonics knowledge.*

***Children learn best with daily practise and by repeating the learning.***

This week we are going to practise sounds we have learnt and try and write some words using the sounds we know! Each day there will be a set of sound for you to practise saying, writing words and reading.

Did you remember all those sounds in set 1 and set 2?

Now see if you remember all the sounds in the next set.

Set 3 sounds

***g, o, c, k***

Say each sound in the words to help you read them.

Challenge - can you say each word in a sentence?

An even **bigger** challenge, can you write a sentence using each of the words you read?

**g** tag, gag, gig, gap, nag, sag, gas, pig, dig

**o** got, on, not, pot, top, dog, pop, God, Mog

**c** can, cot, cop, cap, cat, cod

**k** kid, kit, Kim, Ken

You need to practise these tricky words every day so that you can read and write them:-

***the, to, I, go, no, he, she, we, me, be***

Alphablocks is a great website to support with phonics and with how to pronounce the sounds

<https://www.bbc.co.uk/bitesize/topics/zvq9bdm/articles/z4tyt39>

<https://www.bbc.co.uk/cbeebies/shows/alphablocks>

<https://new.phonicsplay.co.uk/>




You can log into phonics play for free using:      Username: march20      Password: home

Tuesday 7th July 2020

### Work to support your child at home- LITERACY

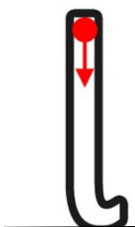
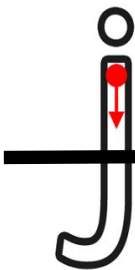
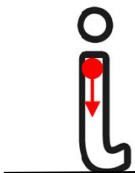
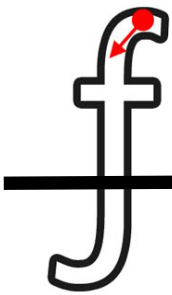
This week we are going to practise our handwriting! Each day there will be a set of letters for you to practise writing.

- On the next page you will find some letters from the 'line family'. Use the red dot and arrow to remind yourself where to start forming the letter. If you cannot print off this page, do not worry- ask your adult to draw lines in your book or a piece of paper and practise forming your letters there- remember to sit your letters on the line and keep practising the letters you find challenging!

<b>The line family</b>  <i>Start at the top and draw down to, or through, the line.</i>	
	start tall a long line down to the line flick and off
	a short line to the line flick and off and dot it

t	start tall a long line down to the line curl and off cross it
j	a long line all the way down to a curled tail and off dot it
f	a short curl then all the way down curl again and off cross it

## Down and off letters





Tuesday 7th July 2020

## Reception Work to support your child at home MATHS

Watch with your grown up <https://www.youtube.com/watch?v=oA5QeZhDJEs>

Play I count you count. Start from any number below 5. Example 2,3 4 then encourage your child to carry on counting 5,6, 7, 8,9 until they stop and you can take over. Repeat this game.

Yesterday we used a boat in our story today we are going to use a bus and some face counters. Can you make a first, then and now story. Try recording it using these signs. + =



**FREE FLOW - ACTIVITES PSED**

Tuesday 7th July

2020

**INSIDE OUT**

Today can you colour in the characters that were in the film inside out. Look at them carefully and use the right colours.

# Character Puppets

MommyScene.com

