











Monday

Hello Nursery children and your grown-ups, we hope you are all well and staying safe at home. We are at the beginning of our last week of term! Below are your Nursery home learning tasks for today, including a special mission at the end for you to have a go at, if you want to. Don't forget to check Twitter for helpful tips and ideas @devnurseries.

Phonics

Wow! What a lot of sounds you've learnt this year! Below are some pairs cards for you to print and cut out (or draw your own if you don't have a printer) and then see if you can use your sounds to match back up the pairs. Don't forget to use your sounds to break down the words and then push them back together to read them. If you can match the pairs, that means you can read words, well done!

sit		tap	
pin		dog	
pot		tin	
mat		man	
map		pan	

English

Today we are thinking about the story *Oh, the Places You'll Go!* by Dr Seuss. You can watch it on YouTube here: <https://www.youtube.com/watch?v=fmOCyP4VyP4> or head over to Twitter @devnursery to see Mrs Patton reading it. In the book the child visits lots of places and we are sure that in life you will too. So today we are going to look at where questions. Grown-ups it is important that children can answer where questions correctly. So you could start with some simple ones:

Where do you sleep?

Where do we eat breakfast?

Where do we go to play?

Then why not talk about some things a bit further away, like

Where would you most like to visit in the World? (This might lead into some map exploration!)

When it is safe after lockdown, where would you most like to go?

Where is your favourite place to play at school?

There are lots of times when we ask where questions, I'm sure you'll think of plenty and Oh, the places you'll go!

Maths

This week we would like you to recap the 3D shapes we have been learning about; sphere, cylinder, cube and cuboid. So today we would like you to have a go at sculpting some, if you can. You could use playdough, plasticene or even mud or sand in the garden if you feel like getting messy! The important thing is to remember the names of the shapes and try to talk about their features too (Mrs Patton's introduction videos on Twitter will help with this if you can't remember @devnursery)



Special Mission

Thinking about our story again, today your special mission is to draw your favourite place in the whole wide world! Close your eyes and picture the place in your mind, you could even describe it to a grown up or a friend, then do your best drawing of it. Mrs Patton's favourite place in the World is reading stories in bed with her little boy and her husband, I wonder where yours is? If you'd like to share, don't forget you can put your work on Twitter and share with @devnurseries.

