


Friday

Happy Friday children and your grown-ups, we hope you are all well and staying safe at home. Below are your Nursery home learning tasks for today, including a special mission at the end for you to have a go at, if you want to. Don't forget to check Twitter for helpful tips and ideas @devnursery. Have another brilliant day and a great weekend!

Phonics

Here are 2 worksheets for our letter 'o' this week, you can print them off or use your finger on the screen to find the letter and trace the letter.

Don't forget to add this letter to the collection of letters you already have, this new letter will give you lots more 3 letter words to make and sound out.




Trace

o o o o

o o o o o

Write

Color



octopus

Images Credit: Ink n Little Things


Find

m O n o

o Y C N

O c O n

Draw




← J — K — L — M — N — — P →

Name: _____



Alphabet Letter Hunt

Help the otter find his letters by circling the uppercase and lowercase letter Oo.



© 2016 www.mrjonesenglish.com

Teaching Otter

English

The story this week is about being happy. What makes you happy? Do you and your grown up find the same things make you happy? Grown-ups, what made you happy when you were younger compared to now? Chat together and compare your thoughts. Maybe you could draw a picture of whatever makes you the happiest and keep it beside your bed to look at before you go to sleep. You could try listening to the story again and putting in your own happy things.



Maths



This is a picture of some buildings in Birmingham. Look at all the different 3D shapes you can see, cubes, cylinders and this week's shape cuboid. What shapes of buildings can you see from your house? Next time you are out for a walk have a look at some of the 3D shapes you can see around you, not just buildings.




You could ask your grown-ups to take pictures of what you find or make a list and draw them when you get home. Better still why not take some paper and crayons with you on your walk and take the time to draw what you find.

Special Mission

Can you and your grown-ups put these nursery rhymes in the correct order? You can point to the correct picture as you sing them or print them off and put them in order.

Have fun and have a lovely weekend everyone!



Which finger
did it bite?
This little finger
on my right.

©K-2TeacherResources.com

Why did you
let it go?
Because it bit
my finger so.





©K-2TeacherResources.com

1 2 3 4 5
Once I caught
a fish alive,

©K-2TeacherResources.com

6 7 8 9 10
Then I let it
go again.

©K-2TeacherResources.com



All the King's
horses and
all the
King's men,

©K-3TeacherResources.com

Couldn't
put Humpty
together
again.


©K-3TeacherResources.com

Humpty
Dumpty sat
on a wall.

©K-3TeacherResources.com

Humpty
Dumpty had
a great fall.

©K-3TeacherResources.com



Tip me over,
pour me out.

When I get
all steamed
up, hear me
shout.

Here is my
handle, here
is my spout.

I'm a Little
Teapot short
and stout.