

# Reception Home Learning

## Week 11

Day 3



A big well done from all your  
Early Years Teachers!



We really are very proud of  
you for how hard you are  
working at home. A big thank  
you to your grown-ups too!

Keep up the good work 😊

**Remember**, if you want to share  
any of the busy things you are doing at home with  
your Teachers, be sure to tag us on Twitter by using:  
**@PinkClass18** and **@devrainbow** and **@redclasdev**

**We'd love to see them!**

Joke: What do you get if you cross a  
fish with an elephant?

Answer: Swimming trunks

Wednesday 17th June 2020

**Reception Work to support your child at home PHONICS**

*Below are some examples of how you can support your child at home with their phonics knowledge.*

***Children learn best with daily practise and by repeating the learning.***

**Day 3** –Read each sentence below, find the **ow** sound in each sentence and write the words with these sounds. How many words did you find? Can you write your own sentences using the same words.

Challenge yourself to think of some different words with this sound and have a go at writing them or clap them to your grown up.

For example – **now** would be two claps for the sounds you say **n ow**

**Yes/ no questions**

1. Will six cows fit in a car?
2. Do owls sleep at night?
3. Can dog bow?
4. Is s sheep brown?

Read these sentences.

1. Tim can row across the sea to get to the town.
2. When you meet the Queen you will need to bow.
3. The brown towel is hanging on the line to dry.

Choose a book from bug club or a favourite book from home and see if you can find any **ow** words. Can you find any tricky words?

Alphablocks is a great website to support with phonics and with how to pronounce the sounds

<https://www.bbc.co.uk/cbeebies/shows/alphablocks>

<https://new.phonicsplay.co.uk/>

You can log into phonics play for free using:

Username: march20

Password:

Wednesday 17th June 2020

Work to support your child at home- LITERACY

This week we are focusing on the story 'Farmer Duck'. You can find the story by following this link: [https://www.youtube.com/watch?v=qaPrR\\_IWmog](https://www.youtube.com/watch?v=qaPrR_IWmog)

- Yesterday you wrote our 'we do' sentences about the story.
- Today can you write your own sentences about the pictures from the story?



---

---

---

---

---

---

---

---

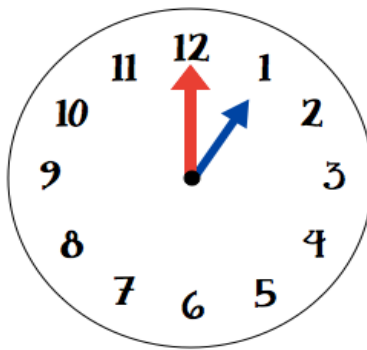
Reception Work to support your child at home MATHS TIME

**Day 3** Watch with your grown up

<https://www.youtube.com/watch?v=xJBek5XCexw>

Look at this clock face tell your grown up everything you know about it.

Start at one and count around what number do you finish on? How many numbers can you see on the clock face. The minute hand is the big hand and the hour hand is the small hand. When the minute hand is pointing to 12 it means it is ...o'clock. What time is it on this clock?



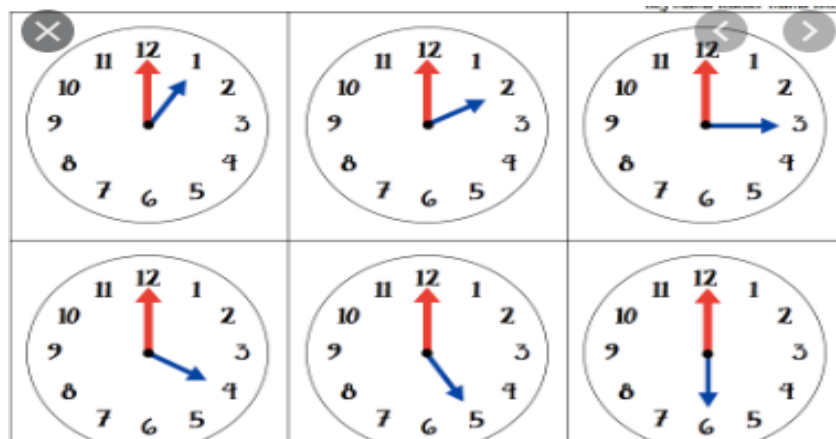
What time do you get up in the morning?

What time do you eat lunch?

How long does it take you to eat your evening meal?



What time do you go to bed?



Look at these clock faces can you tell your grown up what time they say.




**Day 3** Today we want you to use your noticing potion and find all the difference in the first picture to the second picture.


First one is done for you.







FIND  
**7**  
DIFFERENCES



Wednesday 10<sup>th</sup> June 2020

Today's activity is for you to practise your fine motor skills. Start at number 1 and follow the numbers in order to see what animal you have made. You can then colour in the animal.

