



15.7.2020 Work to support your child at home

## Maths

Today we are going to recap what we have learnt about money.

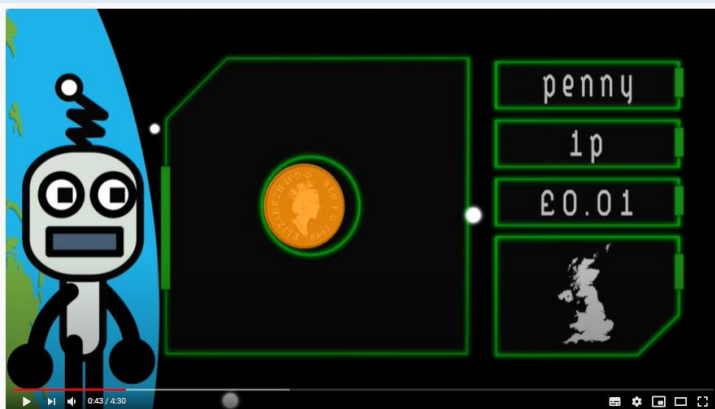
These videos can help you to remember the names of the different coins and how much they are worth.

[https://www.youtube.com/watch?v=vs8F\\_g3MGtM](https://www.youtube.com/watch?v=vs8F_g3MGtM)



UK Coins Explained for Kids - Maths Money Learning Video


[https://www.youtube.com/watch?v=jHkUPDjum\\_E](https://www.youtube.com/watch?v=jHkUPDjum_E)



#scratchgardensongs #UKmoney song #money song for kids  
The Money Song | UK Coins Song | Scratch Garden

Can you find the right coins at home and draw round them to complete the table below?

1p	
2p	
5p	
10p	
20p	
50p	
£1	
£2	



Remember if we have lots of coins that are the same, then counting in twos, fives and tens can help us to count the coins.

This video helps us to count in twos.

<https://www.youtube.com/watch?v=GvTcpfSnOMQ>



How much does this ice-cream and the eggs cost?

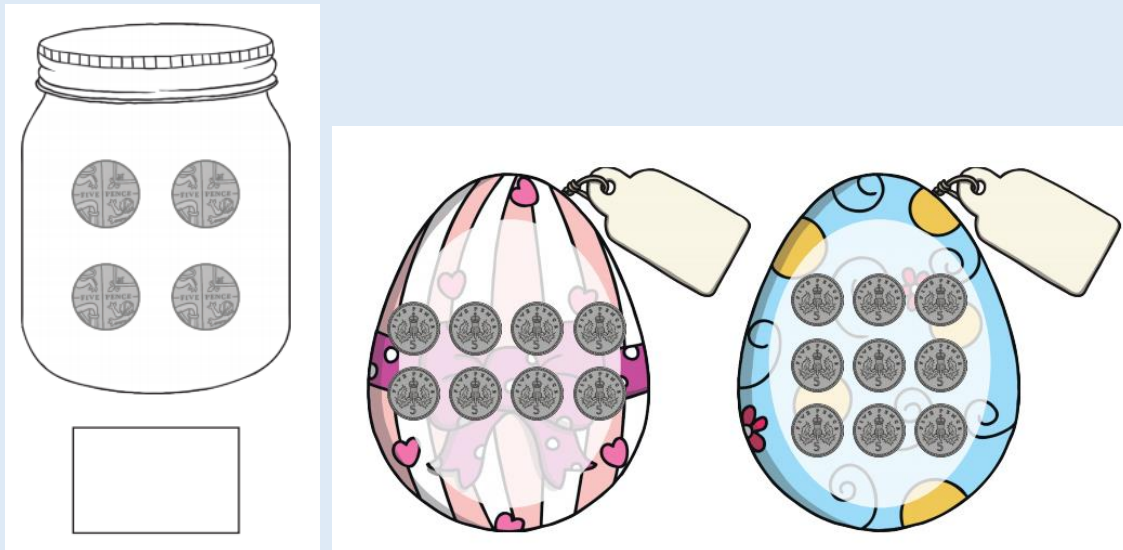


Here we are going to count in fives.

<https://www.youtube.com/watch?v=amxVL9KUmq8>

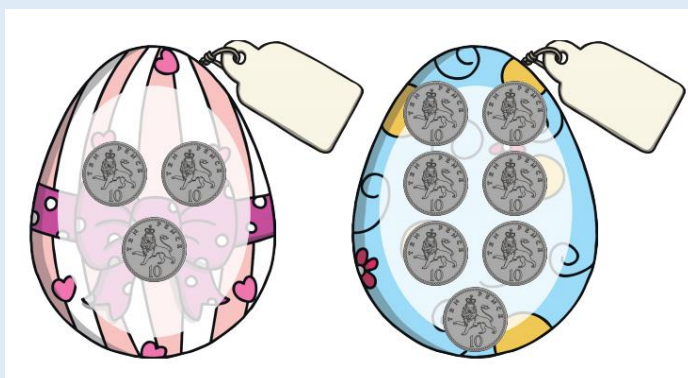


How much money is in the jar and how much do the eggs cost?



Let's practise counting in tens.

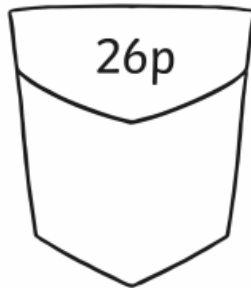
[https://www.youtube.com/watch?v=-gmEe0-\\_ex8](https://www.youtube.com/watch?v=-gmEe0-_ex8)



## Red Hot Challenge

Using only the coins shown, what is the fewest number of each coin you need to make the total amount?

1.



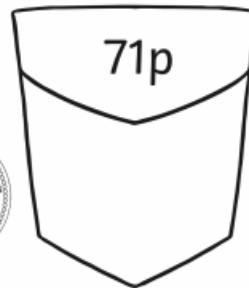
2.



3.



4.



Enjoy playing these fun money games over the summer holidays.

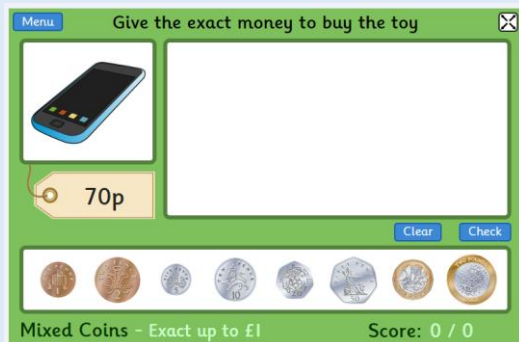
<https://natwest.mymoneysense.com/students/students-5-8/coin-cruncher/>



<https://www.ictgames.com/mobilePage/customCars/index.html>



<https://www.topmarks.co.uk/money/toy-shop-money>



## ENGLISH Wednesday 15.7.2020

Today is handwriting day! You have worked so hard on your joined up writing at home over the past few weeks. Thank you.

When you are in school, you have to write your name onto every piece of work that you do, so that we know it belongs to you. Now that a lot of you are at home, this is a skill that you have not had to do for a very long time! However, you need to make sure that you are practising this skill over the Summer, so that when you return to school in September, you know how to do this.

### **Main task:**

\*First, watch this video to see how to make sure that your name is the best that it can be!: <https://www.youtube.com/watch?v=2H7EYwXFjBU>



CHALLENGE: In Year 2, you will need to know how to write your first name, and your last name. Can you have a go at writing your whole name?

\*Once you have written your name beautifully, you can explore new ways to write your name and to have fun with it.

Look at all of these really fun ways to write: (Remember that you always use a capital at the start, but lower case letters for the rest of your name)





Remember to keep sharing your work with us on Twitter @DevonshireInf



## Phonics

Day 3 – Write sentences using these words.

undo    unwrap    unkind    unhappy    unfair  
undress    unlucky    unable    unsure    untie

For example, My sister was being very unkind to me because she didn't let me have a turn.

Watch the PowerPoint that is saved on the website with the home learning sheets this week.


It is called "Phonics PowerPoint- prefix un".



## Topic- PE

### Sports Day at home!

We haven't been able to have our usual Sports Day at school this year but why not organise your own 'At Home Sports Day' with your family. There are lots of ideas below to help you but we're sure you have some of your own super ideas too! At the end of your Sports Day you can present your award plates or badges to the people in your family that participated! Hooray!



se a timer on your phone to see how long it takes you to . . .

- Run around the garden 5 times.
- Skip around the garden.