



## 14.7.2020 Work to support your child at home

### Maths

Remember this last week we are recapping different areas of maths and thinking about what games you can play over the holidays to practise your maths skills.

Today we will be thinking about telling the time.

Here are fun videos about time.

<https://www.bbc.co.uk/teach/supermovers/ks1-maths-telling-the-time/zk4t8xs>



<https://www.youtube.com/watch?v=3Posbu-VKxU>



[https://www.youtube.com/watch?v=g6tJAY\\_7AL4](https://www.youtube.com/watch?v=g6tJAY_7AL4)



It's time to go on holiday. Use the clocks to help plan the trip.



What time do you get up to go on holiday? \_\_\_\_\_



What time do you set off on holiday? \_\_\_\_\_



What time do you play on the beach? \_\_\_\_\_



What time do you eat an ice cream? \_\_\_\_\_



At 4 o'clock, you go swimming.  
Draw the hands on the clock.











At half past 6, you go to a disco.  
Draw the hands on the clock.

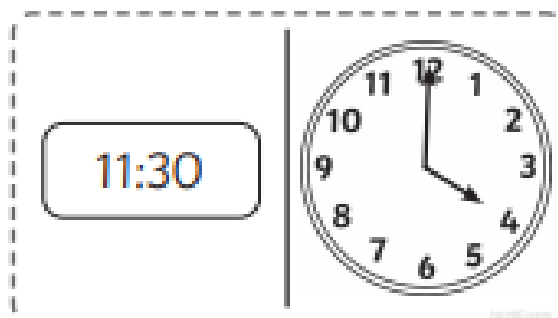
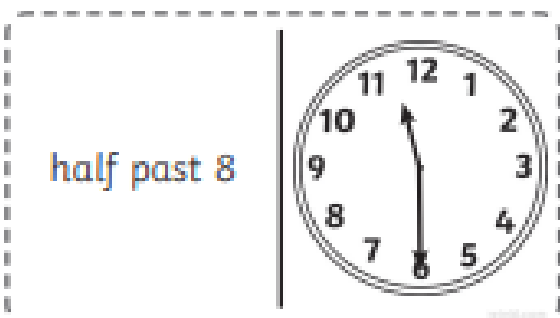
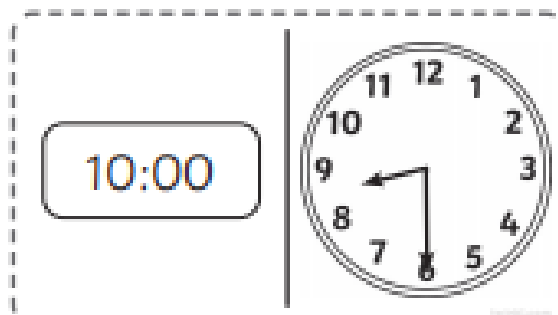
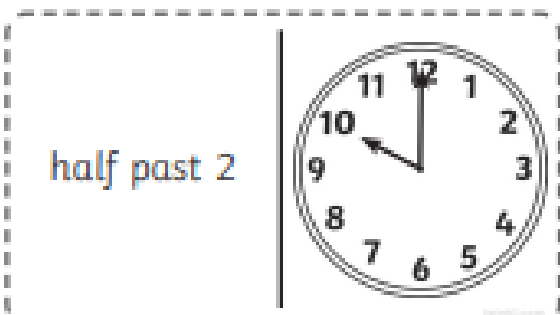
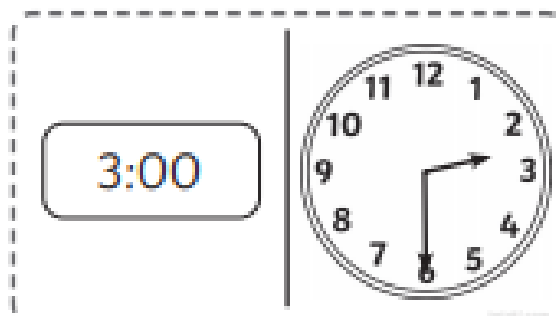
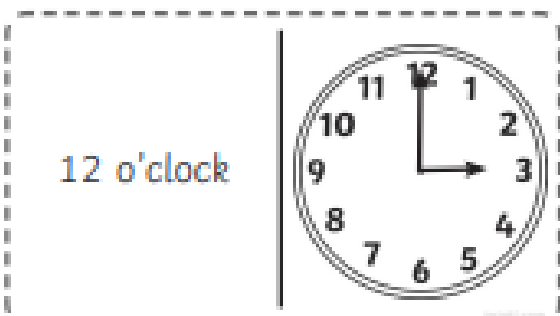
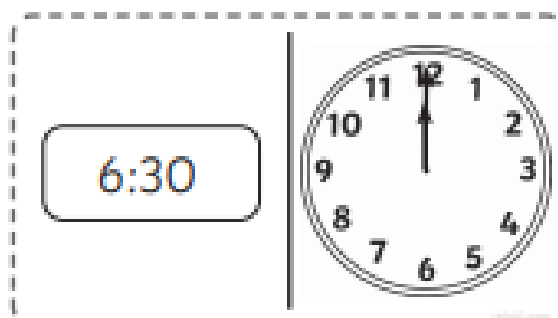
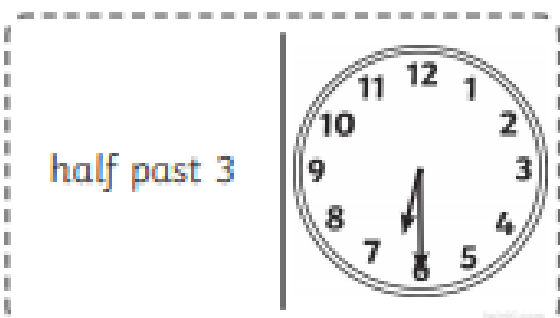
The best way to practise telling the time is to keep looking at clocks around your house. Talk lots about what time you are having dinner or what time your favourite TV programme is on.

From the Twinkl website there is a domino game that you can print out to play. You could also cut these up and play a pairs game too.

# Hour and Half Hour Time Dominoes

Cut out and match the correct time to each analogue or digital clock.

half past 7		2:00	
half past 4		11:00	
half past 1		9:30	
6 o'clock		5:30	

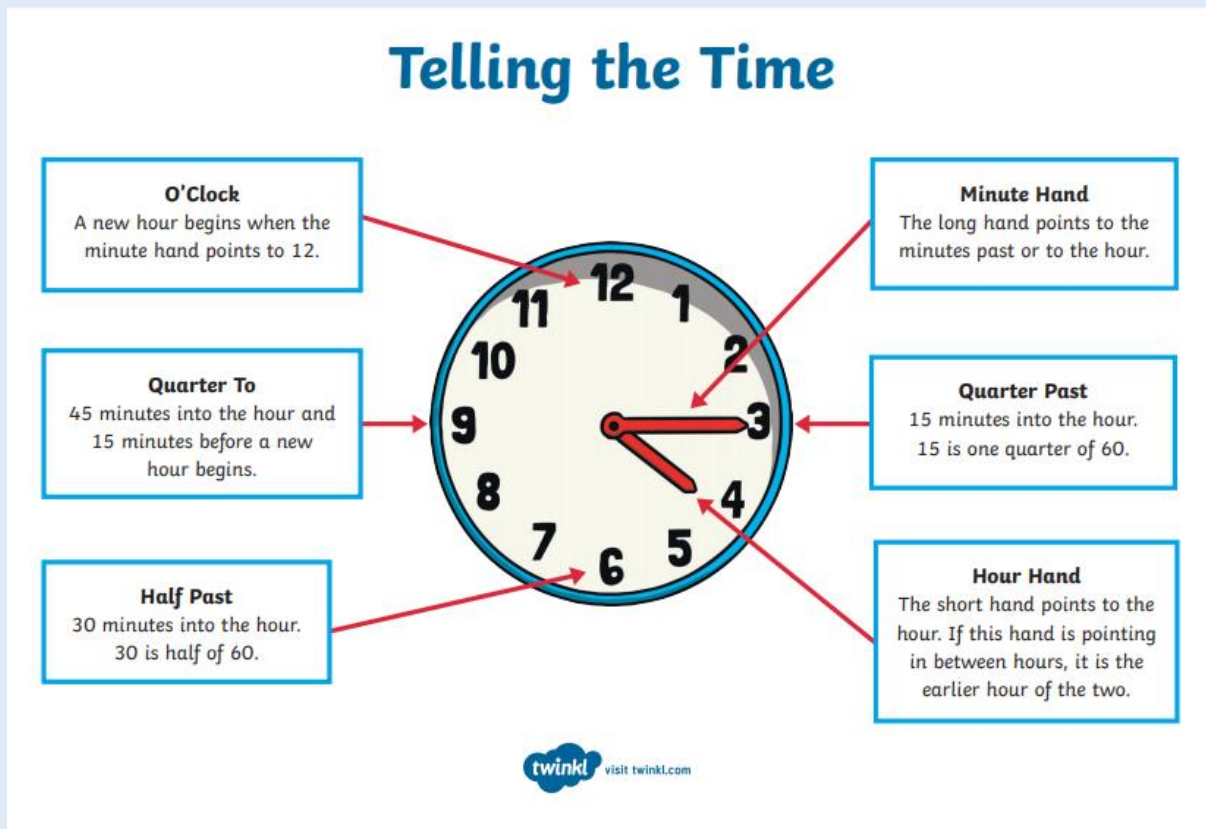


Here is a fun online game to keep playing through the holidays to practise telling the time.




<https://mathsframe.co.uk/en/resources/resource/116/telling-the-time>



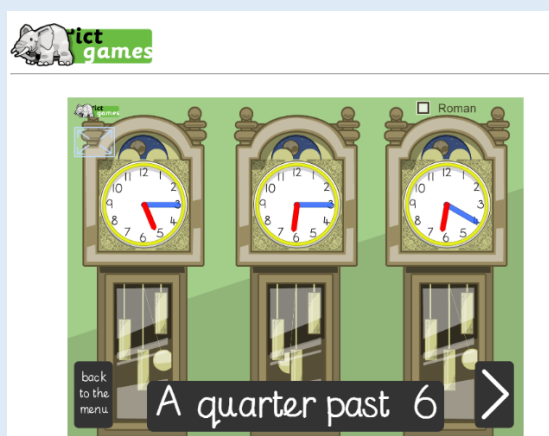
## RED HOT CHALLENGE



Can you start to learn how to read quarter to and quarter past times on clocks?



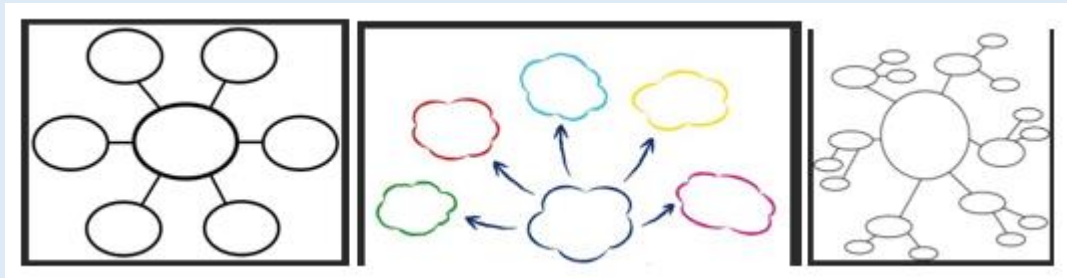
<http://www.ictgames.com/mobilePage/hickoryDickory/>



## ENGLISH- Tuesday 14.7.2020

This week we are looking back at our time in Year 1.

Yesterday, we remembered lots of styles, but what we have enjoyed the most when working with you, is seeing how creative you can be when given the opportunity to present your work in different ways. In green class, we love making little books to show what we have learnt, or making mind maps to show all of our ideas, like these:



### **Main task:**

Today, I want you to think about all of the things that you have done in Year 1. If you are in school, you can look through our Topic books to remind you. If you are at home, see if you can work with an adult to search Twitter for events that we have shared this year.

In the search bar , try typing these examples to see what comes up:

#FIDES @DevonshireInf

#bookbugs @DevonshireInf

#animalseverywhere @Devonshireinf

#history @DevonshireInf

#art @DevonshireInf

#science @DevonshireInf

\*Then, once you have remembered your favourite memories, can you write down as many as you can? You can present this in your home learning books as a list or a mind map.





## PHONICS

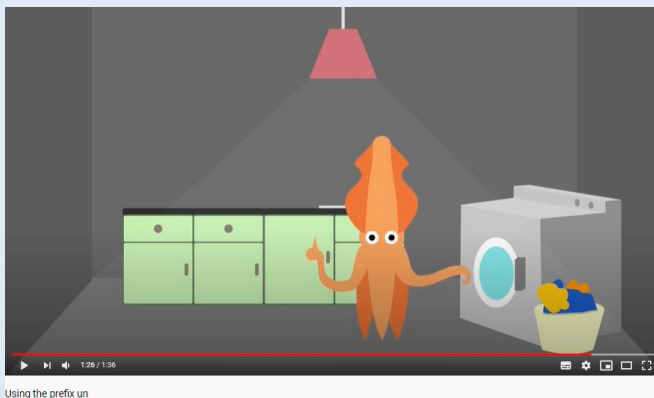
Day 2 – Practise reading and spelling the words above. Remember to use the look, say, cover, write and check system you have in your weekly spellings. You could write your spellings in chalk in your garden or with water and a paintbrush.

undo    unwrap    unkind    unhappy    unfair  
undress    unlucky    unable    unsure    untie

Read your reading book

Watch this YouTube video. Remember to check with a grown up first.

<https://www.youtube.com/watch?v=xfEUgf2Enpk>



## Topic – Art

Today you are going to make your awards! Ask an adult to help you. Take your time and think about the order you are going to do things. E.g. if you are painting, you may want to do all of your cutting first as you will need to allow the paint to dry.

